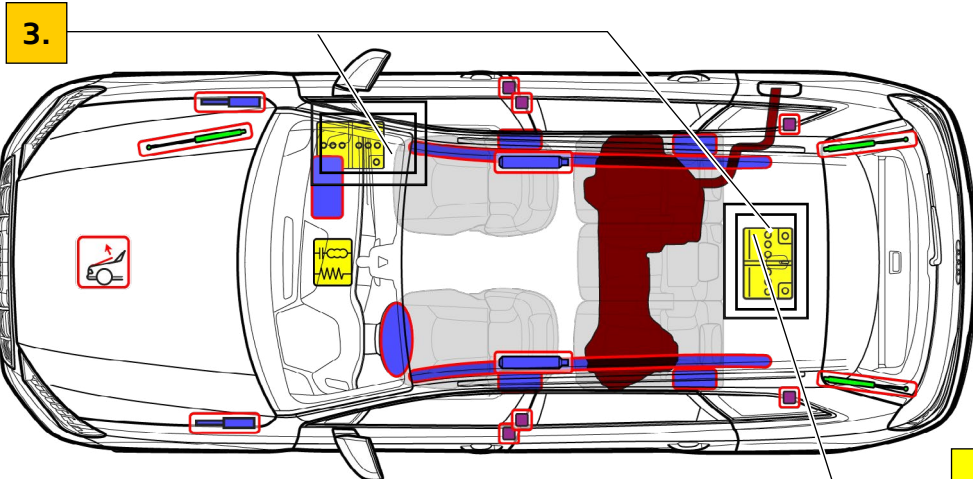




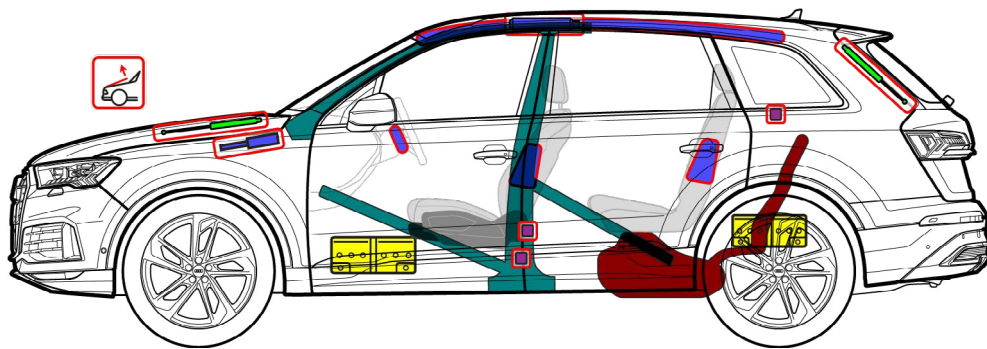
Audi Q7 / SQ7

SUV, from 2023

5-door, 5-seater



48 V LI-ION (optional)



| | | | | | | | | | |
|--|------------------------------|--|---------------------|--|----------------------------------|--|---------------------|--|-------------------------------------|
| | Airbag | | Stored gas inflator | | Belt tensioner | | SRS control unit | | Pedestrian protection active system |
| | Gas strut / Preloaded spring | | High strength zone | | Zone requiring special attention | | Battery low voltage | | Fuel tank, petrol or diesel |



Audi Q7 / SQ7

SUV, from 2023

5-door, 5-seater

1. Identification / recognition

Lettering
Audi Q7 / SQ7



Q7
Lettering
(lettering can be deselected)


2. Immobilisation / stabilisation / lifting

Immobilising the vehicle

Press the park button “P” and set the parking brake.



Lifting points



Appropriate lifting points

3. Disable direct hazards / safety regulations

Switching off the ignition



Press the “Start-Engine-Stop” button in the centre console without operating the foot brake.




Remove vehicle key, key card and/or smartphone app so that they are more than 5 m away from the vehicle if possible.

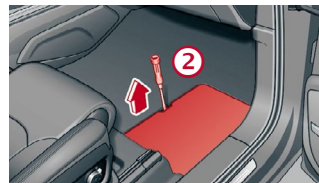
Disconnecting the 12-volt vehicle battery



In footwell on right side of vehicle



1. Remove or lift the floor mats and/or carpet.



2. Lift off the battery compartment cover.



3. First disconnect the negative terminal (-) and then the positive terminal (+) of the vehicle electrical system battery.



Audi Q7 / SQ7

SUV, from 2023

5-door, 5-seater

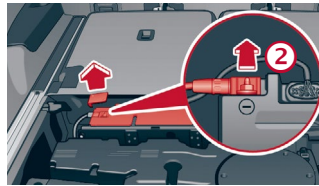
Disconnecting the 48-volt vehicle battery

In the event of an accident in which the airbag is triggered, the 48-volt vehicle electrical system is automatically deactivated as soon as airbag triggering is detected.

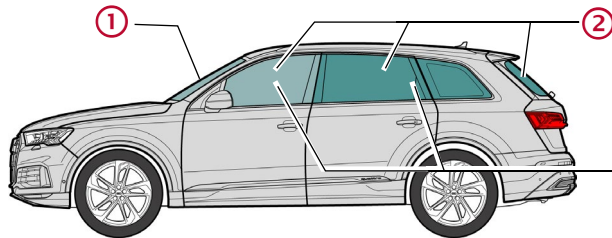
For all other cases, the 48-volt vehicle electrical system can be deactivated as follows:



1. Remove luggage compartment floor in luggage compartment
2. Disconnect the communication connector
3. Remove left terminal cap and release negative terminal screw connection (brown/purple cable)




4. Access to the occupants



Glass types:

- ① Laminated glass
- ② Tempered glass
- ③ Optional side windows Laminated glass

5. Stored energy / liquids / gases / solids



Petrol or diesel
max. 90 l



12 V

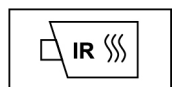


48 V
Lithium-ion

6. In case of fire



Lithium-ion batteries can self-ignite or re-ignite after fire-fighting measures!
Wear appropriate personal protective equipment!



7. In case of submersion

After recovery, allow the water to drain and disconnect the battery/batteries (see section 3). Wear appropriate personal protective equipment!



Audi Q7 / SQ7

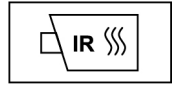
SUV, from 2023

5-door, 5-seater

8. Towing / transportation / storage



Lithium-ion batteries can self-ignite or re-ignite after fire-fighting measures!
Wear appropriate personal protective equipment!



9. Important additional information

Further information can be found in the Audi guideline for rescue services at www.audi.com/rescue

10. Explanation of pictograms used

| | | | | | | | |
|----------------------------|------------|-------------------------------|----------------------|----------------|----------------|----------------------------------|------------------|
| | | | | | | | |
| Flammable | Corrosives | Hazardous to the human health | Environmental hazard | Petrol vehicle | Diesel vehicle | Use water to extinguish the fire | Remove smart key |
| | | | | | | | |
| Unlock luggage compartment | | | | | | | |