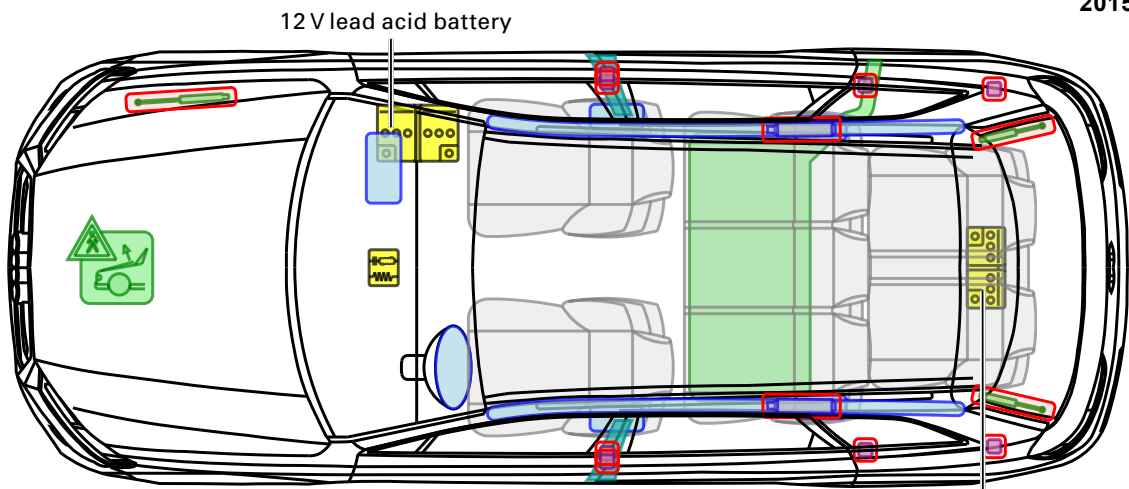




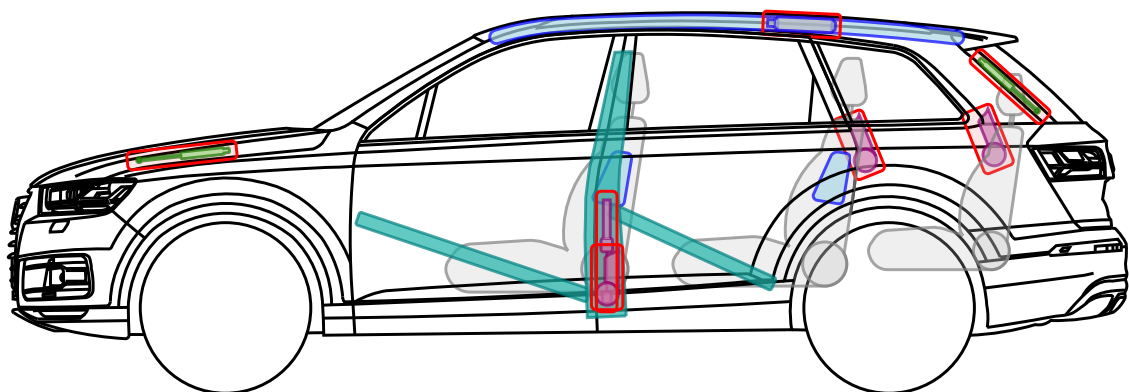
▶ Audi Q7 / SQ7

2015 - 2023

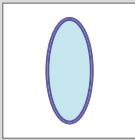
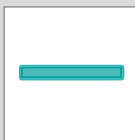


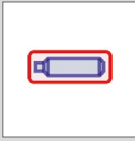

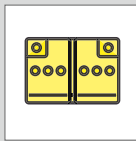
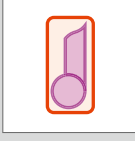




48 V Lithium-ion battery (in SQ7)

⚠ Warning 48 V: Danger of hazardous arc! Switch off Ignition before disconnecting the 48 V battery!



Legend

	Airbag		Reinforcement		Control module		Pedestrian protection system
	Gas generator		Overroll protection		12 V or 48 V battery		
	Pretensioner		Gas-pressure damper		Fuel tank		



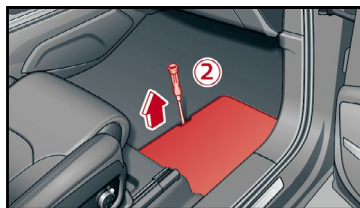


▶ Audi Q7 / SQ7

2015 - 2023

12 V lead acid battery

1. remove foot mat
2. open floor flap
3. separate minus pole of the 12 V battery



48 V Lithium-ion battery (SQ7)

⚠ The 48 V on-board power supply is automatically deactivated during accidents in which the airbag(s) deployed.

For all other cases, in order to deactivate the on-board power supply the 48 V Lithium-ion battery has to be separately disconnected in addition to the 12 V lead acid battery. Therefore:

⚠ WARNING! Hazard due to electric arc at

⚠ Turn off ignition before separating the 48 V battery!

For minimization the risc of electric arc it is recommended to disconnect the batteries as follows:

1. remove the cargo floor from the trunk
2. pull out the communication connector plug
3. remove the left sided pole cap and separate the minus pole of the 48 V Lithium-ion battery.

