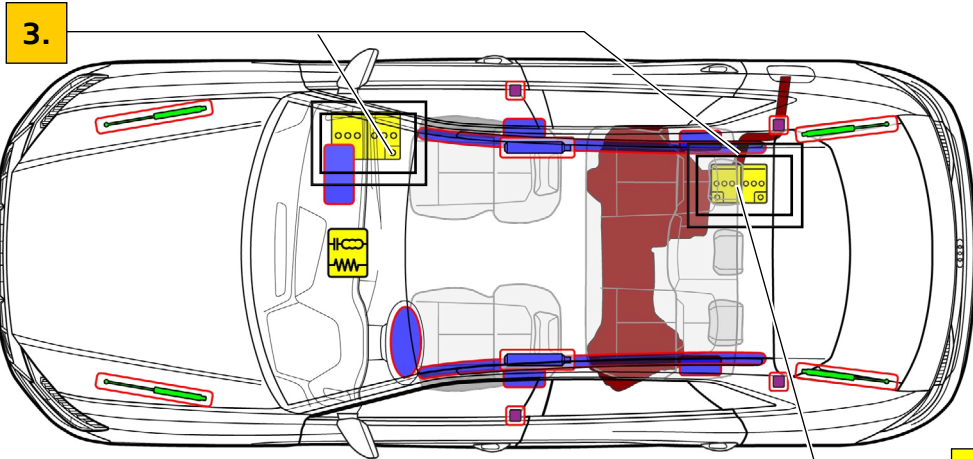




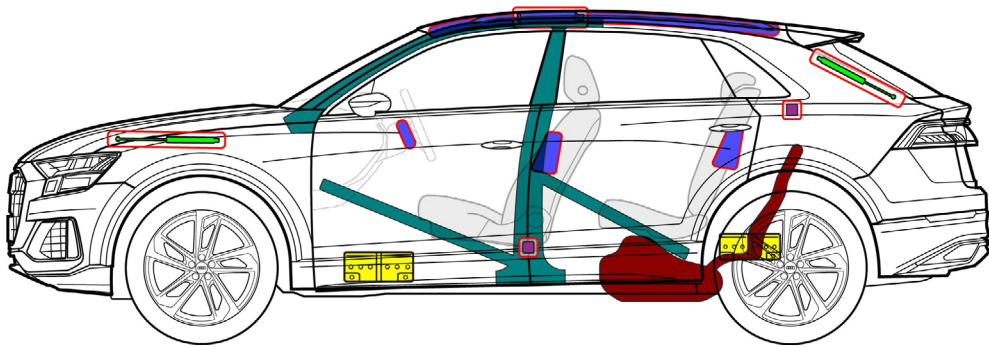
Audi Q8 / SQ8 / RSQ8

SUV, from 2023

5-door, 5-seater



48 V LI-ION (optional)



	Airbag		Stored gas inflator		Seat belt pretensioner		SRS control unit		Pedestrian protection active system
	Gas strut / Preloaded spring		High strength zone		Zone requiring special attention		Battery low voltage		Fuel tank, petrol or diesel



Audi Q8 / SQ8 / RSQ8

SUV, from 2023

5-door, 5-seater

1. Identification / recognition

Lettering

Audi Q8 / SQ8 / RSQ8



Q8

Lettering

(lettering can be deselected)


2. Immobilisation / stabilisation / lifting

Immobilising the vehicle

Press the park button “P” and set the parking brake.



Lifting points



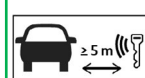
Appropriate lifting points

3. Disable direct hazards / safety regulations

Switching off the ignition



Press the “Start-Engine-Stop” button in the centre console without operating the foot brake.



Remove vehicle key, key card and/or smartphone app so that they are more than 5 m away from the vehicle if possible.

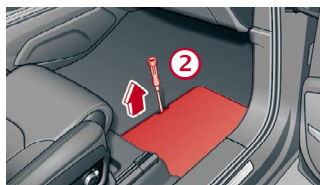
Disconnecting the 12-volt vehicle battery



In footwell on right side of vehicle



1. Remove or lift the floor mats and/or carpet.



2. Lift off the battery compartment cover.



3. First disconnect the negative terminal (-) and then the positive terminal (+) of the vehicle electrical system battery.



Audi Q8 / SQ8 / RSQ8

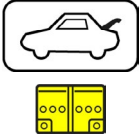
SUV, from 2023

5-door, 5-seater

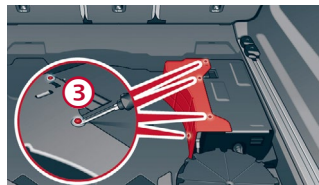
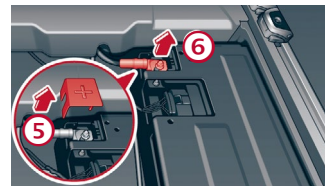

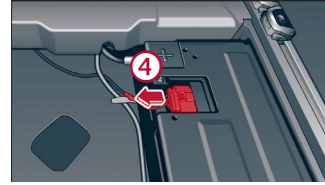
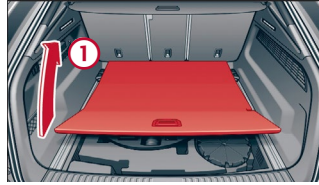
Disconnecting the 48-volt vehicle battery

In the event of an accident in which the airbag is triggered, the 48-volt vehicle electrical system is automatically deactivated as soon as airbag triggering is detected.

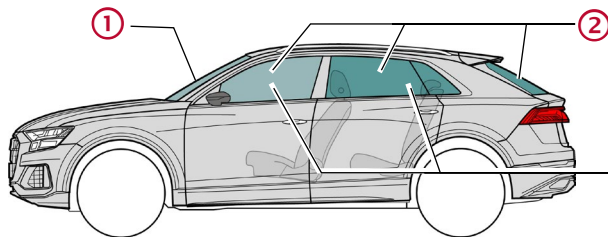
For all other cases, the 48-volt vehicle electrical system can be deactivated as follows:



1. Remove luggage compartment floor in luggage compartment
2. Remove spare wheel or vehicle toolkit (depending on variant)
3. Remove the 48 V lithium-ion battery cover by removing the 4 pins with a screwdriver
4. Disconnect the communication connector
5. Remove the terminal cap
6. Release threaded connection of negative terminal (brown/purple cable)



4. Access to the occupants



Glass types:

- ① Laminated glass
- ② Tempered glass
- ③ Optional side windows Laminated glass

5. Stored energy / liquids / gases / solids



Petrol or diesel
max. 90 l



12 V

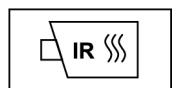


48 V
Lithium-ion

6. In case of fire



**Lithium-ion batteries can self-ignite or re-ignite after fire-fighting measures!
Wear appropriate personal protective equipment!**





Audi Q8 / SQ8 / RSQ8

SUV, from 2023

5-door, 5-seater

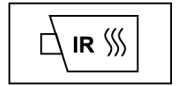
7. In case of submersion

After recovery, allow the water to drain and disconnect the battery/batteries (see section 3). Wear appropriate personal protective equipment!

8. Towing / transportation / storage



Lithium-ion batteries can self-ignite or re-ignite after fire-fighting measures!
Wear appropriate personal protective equipment!



9. Important additional information

Further information can be found in the Audi guideline for rescue services at www.audi.com/rescue

10. Explanation of pictograms used

Flammable	Corrosives	Hazardous to the human health	Environmental hazard	Petrol vehicle	Diesel vehicle	Use water to extinguish the fire	Remove smart key
Unlock luggage compartment							