

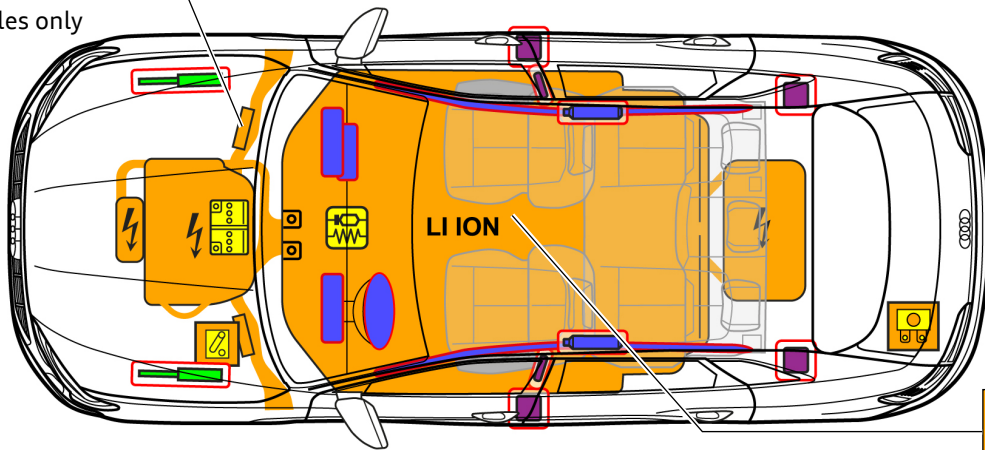


# Audi Q8 / SQ8 e-tron

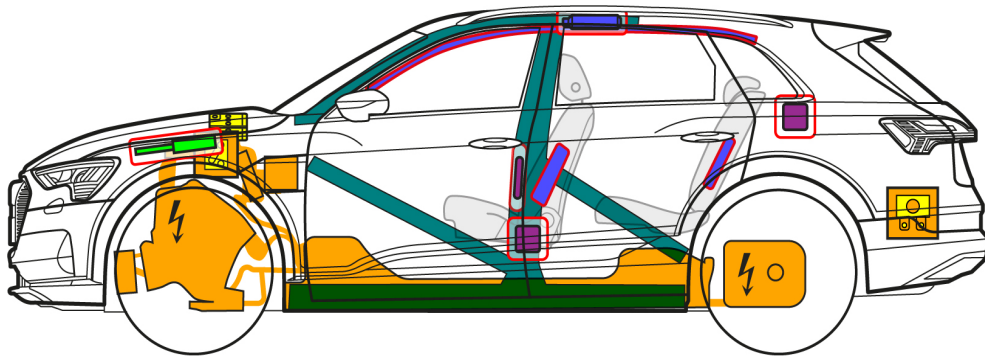
SUV incl. Sportback, as of 2023



Right-hand-drive vehicles only



400 V  
LI-ION



	Airbag		Stored gas inflator		Seat belt pretensioner		SRS control unit		Gas strut / Preloaded spring
	High strength zone		Battery low voltage		Battery pack, high-voltage		High voltage power cable		Low voltage device that disconnects high voltage
	Fuse box disabling high voltage		High voltage component						



# Audi Q8 / SQ8 e-tron

## SUV incl. Sportback, as of 2023

### 1. Identification / recognition



The electric drive motor is silent. The display in the dash panel insert (power display) provides feedback as to whether the electric drive is switched to "OFF", or "READY" for operation.

Charging socket



Lettering  
(Lettering can be deselected)

Q8



Q8 e-tron

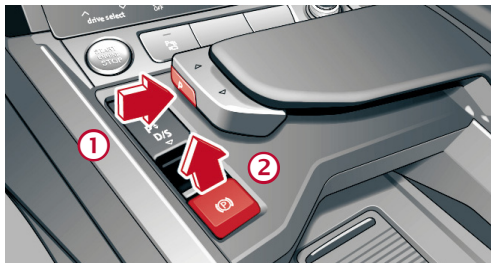


Q8 e-tron Sportback

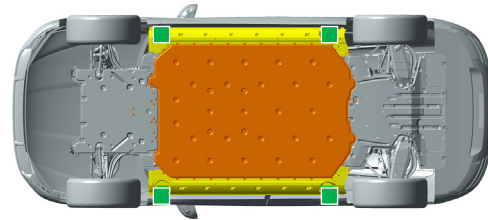
### 2. Immobilisation / stabilisation / lifting

#### Immobilising the vehicle

Press the park button "P" and set the parking brake.



#### Lifting points



Appropriate lifting points

High voltage battery points

#### Switching off the ignition (power display "OFF")



Press the START-STOP button without operating the brake pedal.



Instead of the ignition key, use of a key card or smartphone app is also possible.

### 3. Disable direct hazards / safety regulations

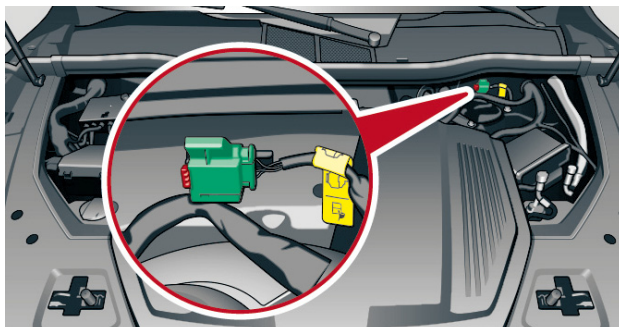
In the event of an accident in which the airbag is triggered, the high voltage system is automatically deactivated as soon as airbag triggering is detected. The high voltage system is de-energised approx. 20 seconds after deactivation.



Do not touch, cut or open damaged high voltage components, cables and high voltage batteries! Wear appropriate personal protective equipment!

In all other cases, the high voltage system can be deactivated as follows:

#### Option 1: from the motor compartment



① Pull out the red tab

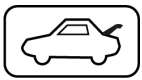
② Pull out the black connector





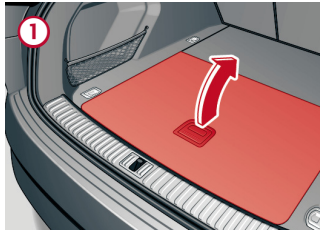
# Audi Q8 / SQ8 e-tron

SUV incl. Sportback, as of 2023

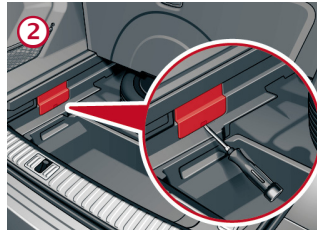


## Option 2: (fuse in the boot)

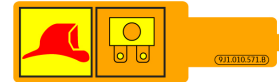
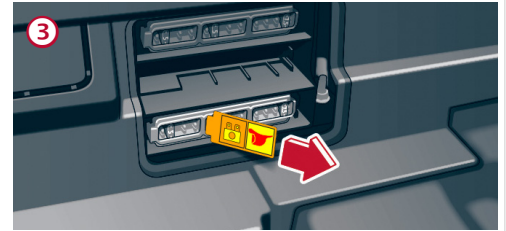
Lift the floor




Remove the flap



Pull out the fuse



## Disconnecting the 12-volt vehicle battery




The 12-volt battery is located at the front of the vehicle under the plenum chamber cover.

The battery's earth cable is screwed to the body on the front panel of the plenum chamber. Here, the battery's earth connection (negative terminal) can be disconnected from the body contact point.

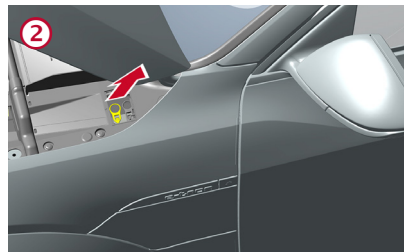
## Disconnecting from the charging station (manual release of charging connector)



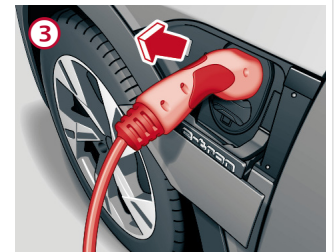
Remove the cover



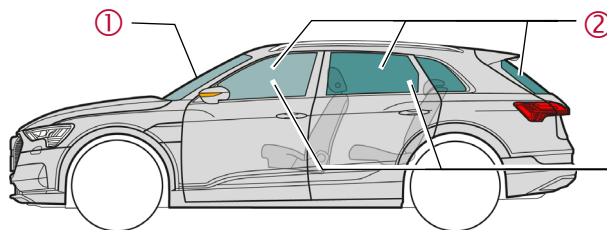
Pull the yellow loop



Disconnect the charging connector



## 4. Access to the occupants



### Glass types:

- ① Laminated glass
- ② Tempered glass
- ③ Optional side windows Laminated glass



# Audi Q8 / SQ8 e-tron

## SUV incl. Sportback, as of 2023

### 5. Stored energy / liquids / gases / solids



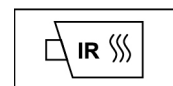
12 V



400 V  
Lithium-ion



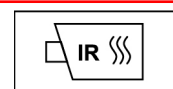
If coolant leaks from the battery cooling system, there is a risk of a thermal reaction in the high voltage battery.  
Monitor the temperature of the high voltage battery!



### 6. In case of fire



Lithium-ion batteries can self-ignite either immediately or after a delay when damage occurs or they are not used properly, or re-ignite after fire-fighting measures.  
Wear appropriate personal protective equipment!



### 7. In case of submersion

After recovering the vehicle from the water, deactivate the high voltage system (see chapter 3) and drain the water. Wear appropriate personal protective equipment!

### 8. Towing / transportation / storage



Lithium-ion batteries can self-ignite or re-ignite after fire-fighting measures!  
Wear appropriate personal protective equipment!



In the event that vehicles that have been in accidents have a damaged battery or the battery exhibits anomalies: disable the high voltage system (see chapter 3). Park the vehicle at a safe distance of at least 5 m from buildings and other vehicles (quarantine area).



Do not tow away a vehicle that was in an accident by the drive axles.

### 10. Explanation of pictograms used



Flammable



Corrosives



Hazardous to the human health



Environmental hazard



Electric Vehicle



Warning, Electricity



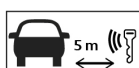
General warning sign



Use water to extinguish the fire



Dangerous voltage



Remove smart key



Use thermal Infrared camera



Bonnet



Boot